

Webinar: Free Training Tracking Tools for You!

Proudly Presented By...

myComply



Who are we?



Zach Yuzdepski
Customer Success Manager

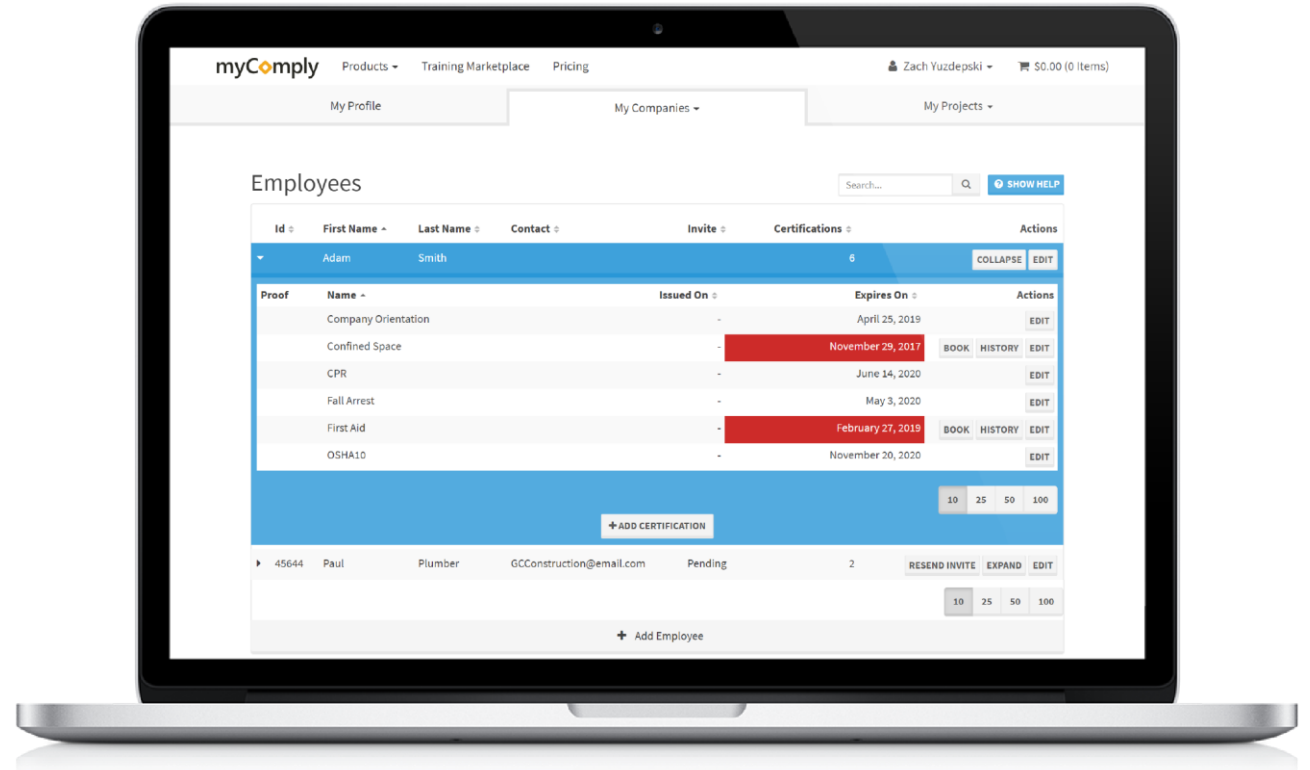


Adam Zbitniff
Customer Success Manager

What does myComply do?

We build software to make job sites safer.

- *Employee Tracking*
- *Project Doc Sharing*
- *Training Marketplace*
- **Smart Badge Technology*



What's on the agenda?

~45M



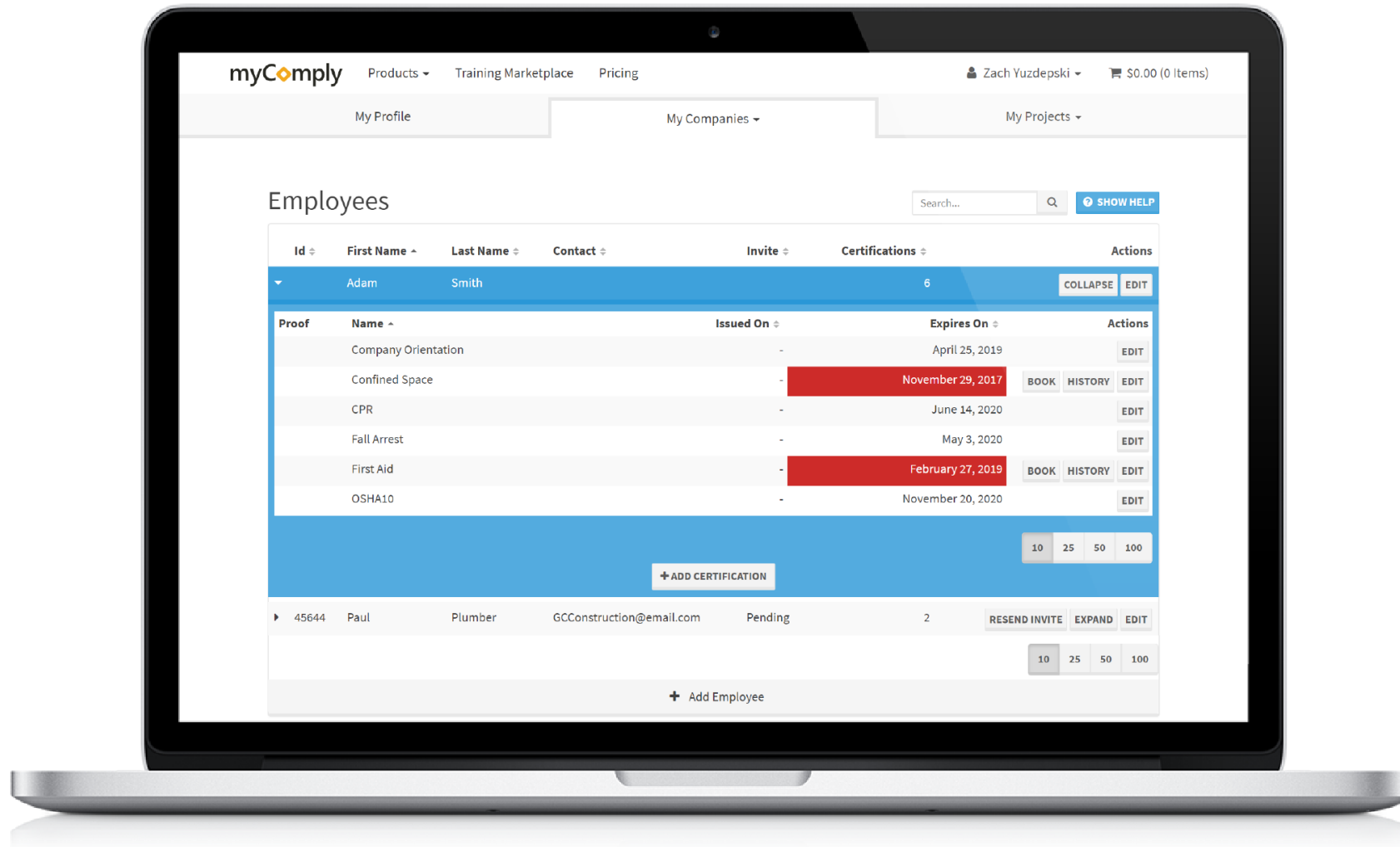
myComply Introduction
Who we are and what we do.


myComply Demo with Adam
Quick walkthrough of our FREE tracking.

myComply Smart Badge Technology
Early access look at new development.

Q&A Period
You ask, we answer!

Demo





Want to see what training Joe has?

Tap hardhat sticker or Smart Badge to phone to view Joe's training.

myComply Smart Badge



Hat Smart Badge

\$5/Badge

Outfit your entire job site with the myComply hardhat Smart Badge.

Walk around your site and spot workers with the blue myComply sticker, this sticker can immediately pull up a worker's training profile at the touch of a smartphone.



Card Smart Badge

\$5/Badge

Carry a physical card in your wallet, tool belt, or clipped to your safety vest.

The myComply card Smart Badge fits neatly in your wallet or on your existing card clip. Tap a smartphone to this badge and you'll see all of the training that the worker has.



Easily Program Badges

Setting up the Smart Badge is very simple, here's how to do it:

- 1) Open myComply Desktop Application
- 2) Plug USB Smart Badge Writer (pictured left) to your computer.
- 3) Place NFC tag on USB Smart Badge Writer
- 4) Choose employee and assign Smart Badge
- 5) The Smart Badge is now complete!





Questions?



Put your questions in the Zoom chat, we will read them out and answer as many as we can!

Any offline questions can be emailed to: team@myComply.net